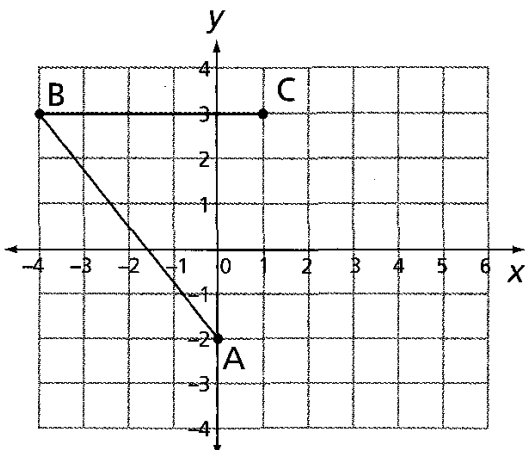
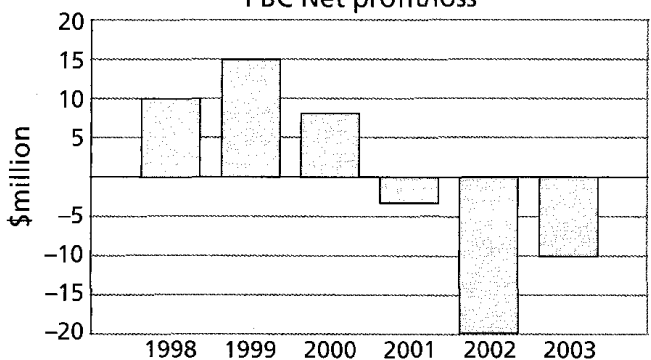


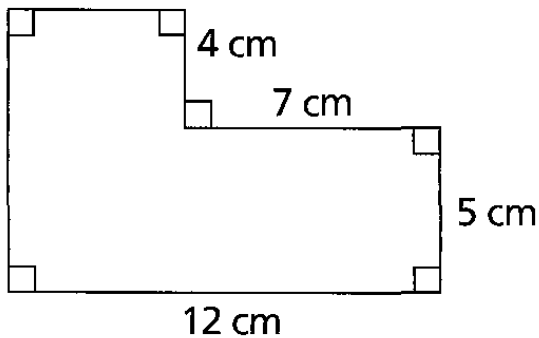
1	Complete the following: $3.86 \text{ ha} = \underline{\hspace{2cm}} \text{ m}^2$														
2	Find the volume of a cube with side 4 cm.														
3	The volume of a metal ingot in the shape of a prism is 940 cm^3 . If the area of its base is 100 cm^2 , find its perpendicular height.														
4	Complete the following: $\underline{\hspace{2cm}} \text{ kg} = 4 \frac{1}{4} \text{ t}$														
5	A 2-litre bottle of lemonade costs \$2.40. Find the cost per mL.														
6	Expand $4x - 2(x + 1)$														
7	<p>ABCD is a parallelogram. Find the coordinates of D.</p> 														
8	<p>PBC Net profit/loss</p>  <table border="1" data-bbox="255 1411 909 1769"> <thead> <tr> <th>Year</th> <th>Net profit/loss (\$million)</th> </tr> </thead> <tbody> <tr> <td>1998</td> <td>10</td> </tr> <tr> <td>1999</td> <td>15</td> </tr> <tr> <td>2000</td> <td>8</td> </tr> <tr> <td>2001</td> <td>-4</td> </tr> <tr> <td>2002</td> <td>-18</td> </tr> <tr> <td>2003</td> <td>-10</td> </tr> </tbody> </table>	Year	Net profit/loss (\$million)	1998	10	1999	15	2000	8	2001	-4	2002	-18	2003	-10
Year	Net profit/loss (\$million)														
1998	10														
1999	15														
2000	8														
2001	-4														
2002	-18														
2003	-10														

The graph shows the net profit/loss data for PBC.

- In which years did PBC make a profit?
- Find the difference between the greatest profit and the greatest loss over the six years.

9

Find the perimeter of the shape.



10

City	Local time
Sydney	2215
Tokyo	2115
Moscow	1515
London	1215
New York	0715

Nerida lives in Sydney and was using a computer readout to find the time differences between major cities.

- What is the time difference between Tokyo and New York?
- When it is 5:40 pm in Sydney, what time is it in London?